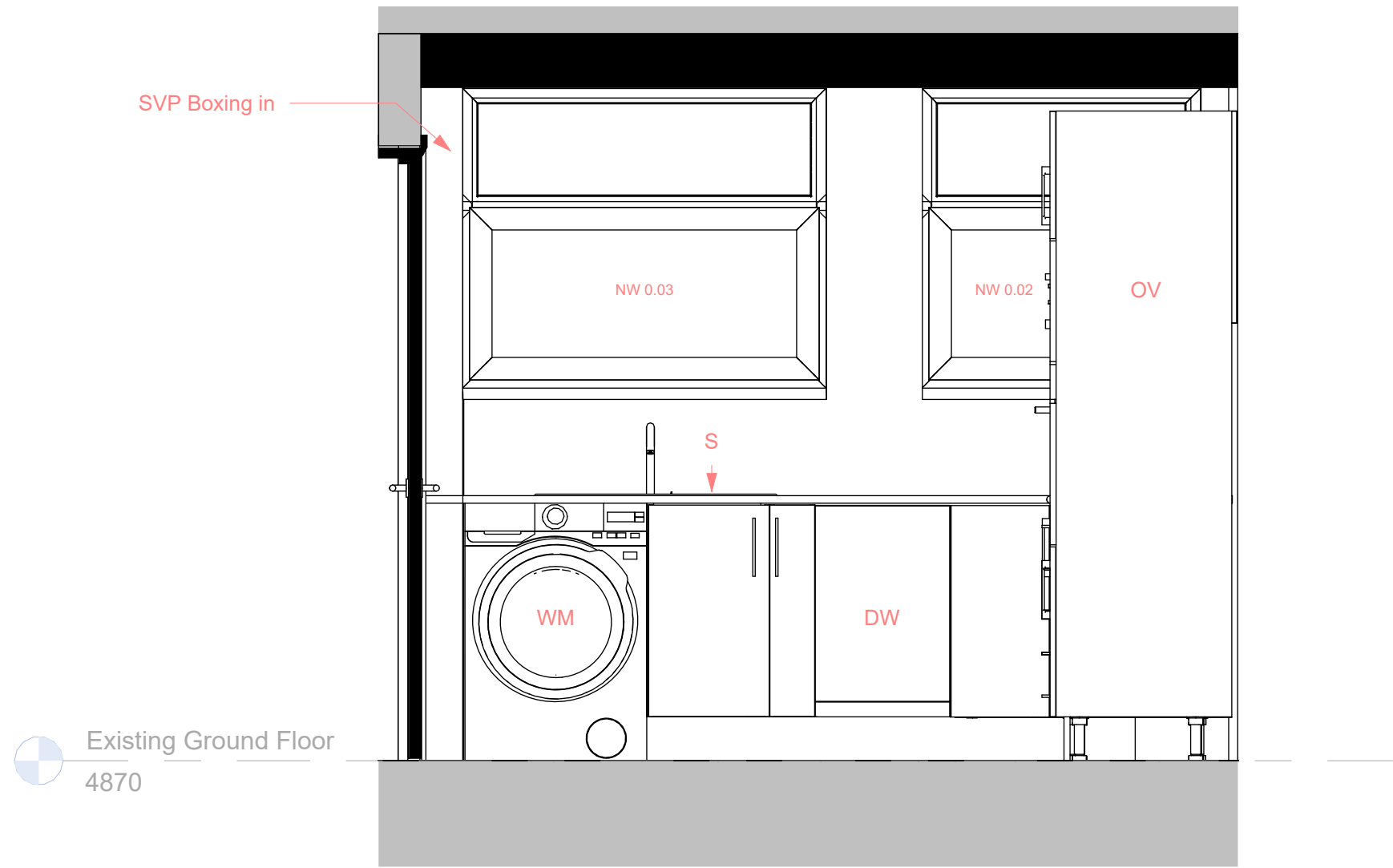


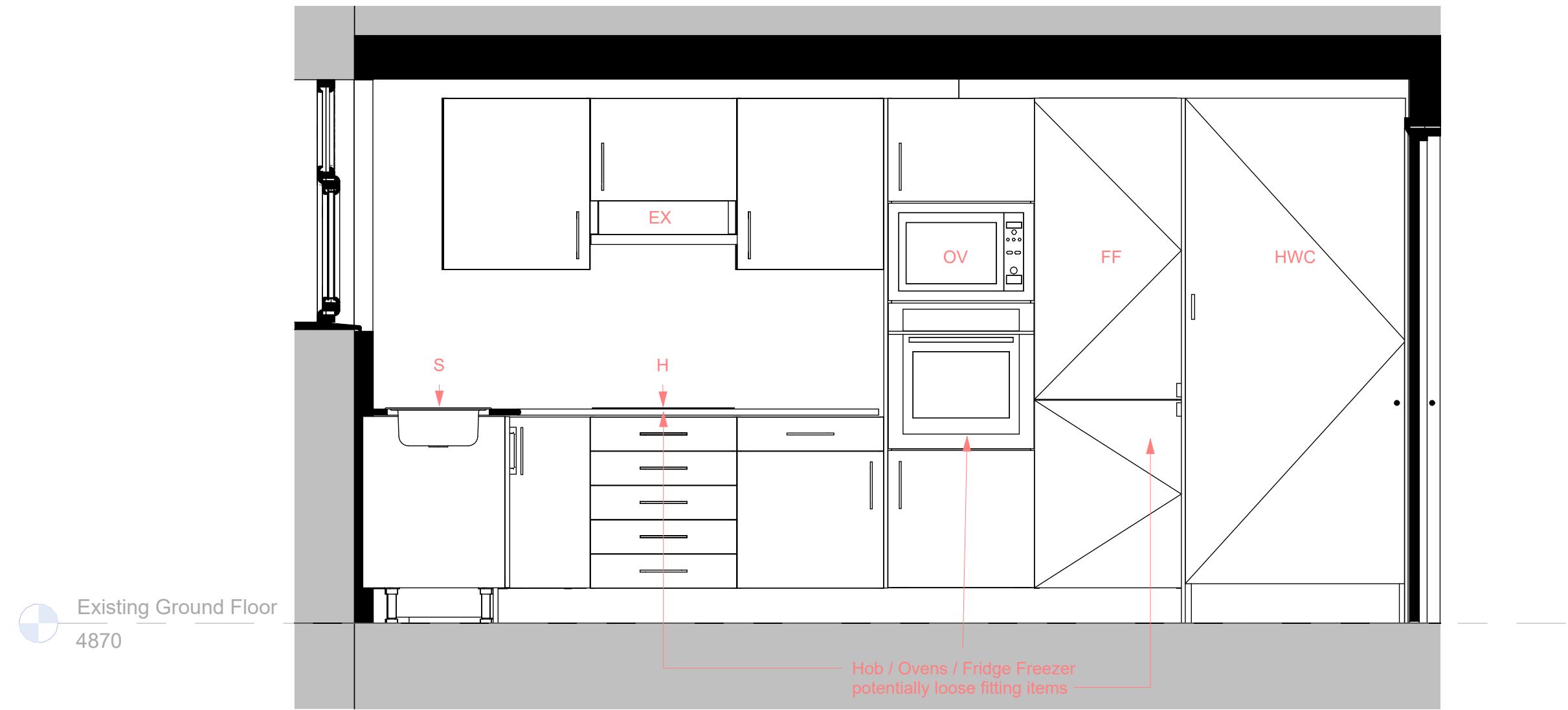
**A** 2 - Kitchen Elevation A  
1 : 20



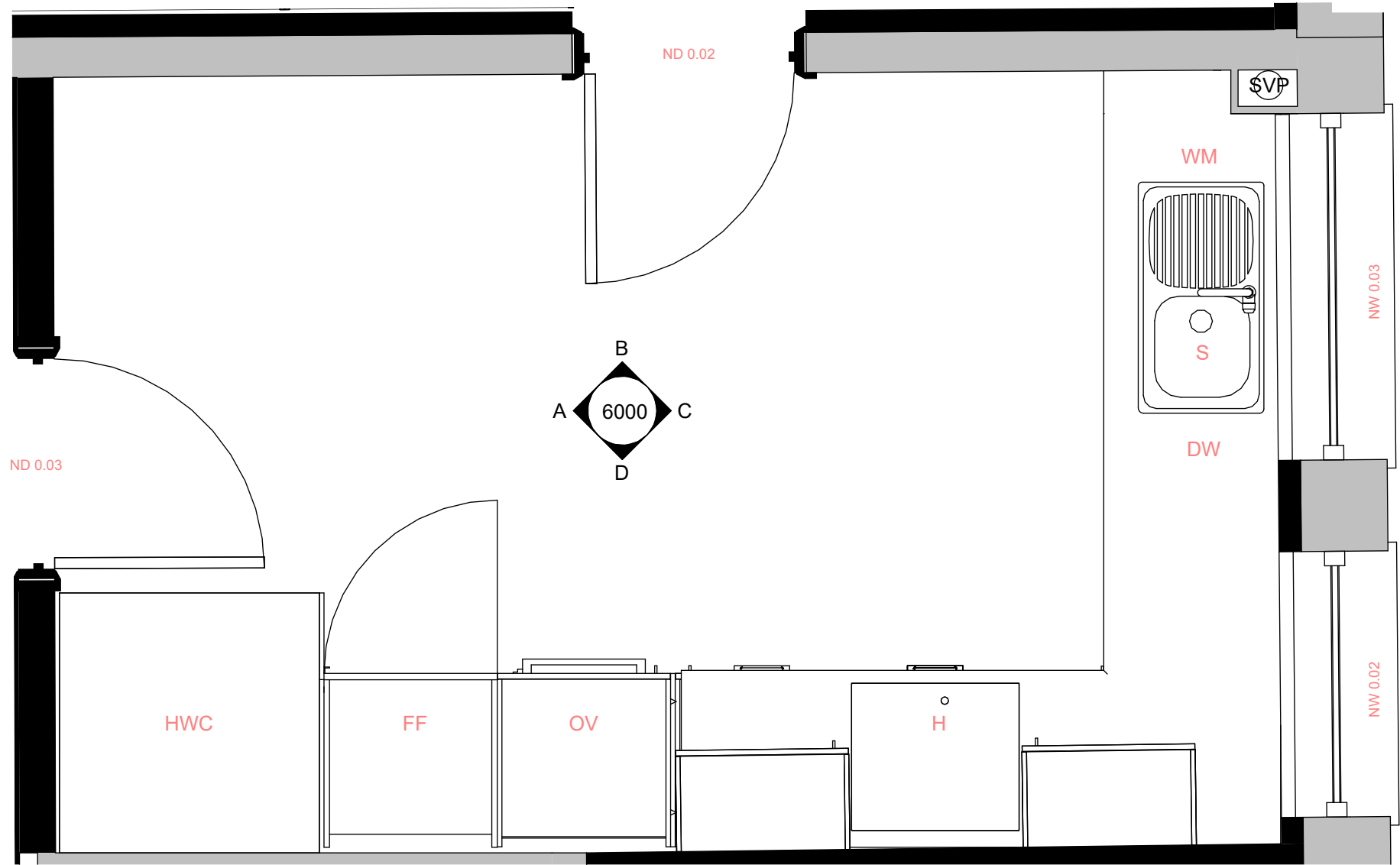
**B** 2 - Kitchen Elevation B  
1 : 20



**C** 2 - Kitchen Elevation C  
1 : 20



**D** 2 - Kitchen Elevation D  
1 : 20



**1** 2 - Kitchen Plan  
1 : 20

Contractors to check all dimensions on drawings.

Any discrepancies must be reported to KTA Architects Ltd or the contract administrator before proceeding.

Do not scale except for planning purposes, work to figured dimensions.

A Fire Consultant must be appointed for this project. KTA drawings & schedules to be read in conjunction with the Fire Consultant Fire Strategy Report.

The Fire Strategy Report takes precedence over any KTA drawing or schedule & any discrepancy should be brought to KTA's attention.

This drawing must be read in conjunction with all relevant consultants drawings.

This drawing is © KTA Architects Ltd.

Revision Schedule			
Revision Number	Revision Date	Revision Description	Issued/ Authorised by
T1	22/08/2025	Stage 4 Tender Issue	GH/AC

**TENDER ISSUE  
NOT FOR CONSTRUCTION**

Drawings issued for tender purposes only.

Not to be used for construction.

This drawing forms part of a coordinated package issued for tender purposes in accordance with RIBA Stage 4. All specifications, schedules, and consultant drawings must be read in conjunction. The contractor is responsible for ensuring full coordination between trades.

Existing layouts are based upon third-party survey data including SUMO Plan Survey and Currie Brown refurbishment drawings. Due to the nature and format of this information, dimensions shown are indicative only.

The contractor is responsible for confirming all critical site dimensions and conditions prior to commencement of fabrication, installation, or ordering of materials. Any discrepancies are to be reported immediately to the design team.

**Key**

Existing

Proposed

Tiled Wall

DW

FF

WM

OV

H

S

HWC

EX

R

TV

TR

T

SH

SH/B

OB

M

TH

Compact Dishwasher

Fridge / Freezer

Washing Machine

Oven

Hob

Sink

Hot Water Cylinder

Extraction Hood

Radiator

Television

Towel Rail

Toilet

Shower

Bath with overhead shower

Obscure Glazing

Mirror

Toilet Roll Holder

KTA

Architects | Urban Designers

Winslade House, Winslade Park, Manor Drive,  
Clyst St. Mary, Exeter, EX5 1FY

Tel: 01392 360338  
Email: kt@kta.uk.com  
Web: www.kta.uk.com

Project

Park House Isles of Scilly

Title

Flat 1 - Kitchen

Author	Chkd by	Scale	@ A1
GH	AC	As indicated	

Project	Status
24129	Stage 4

Drawing number	
24129-KTA-F1-GF-C-A-6000	T1

OMP 128 v1.0 - 24/11/2022